



**Drama Department**  
KS3 Homework

## Yearly Planner: Year 7

<b>Term</b>	<b>Homework</b>	<b>Page No.</b>
1a	Theatre Roles	2
1b	Darkwood Manor	3
2a	Mediums	4
2b	Voice of Wisdom	5
3a	Staging	6
3b	Reflection	7

## Yearly Planner: Year 8

<b>Term</b>	<b>Homework</b>	<b>Page No.</b>
1a	Character Creation	8
1b	Derek Bentley	9
2a	Costume Design	10
2b	Protest	11
3a	Staging Types	12
3b	Reflection	13

## Yearly Planner: Year 9

<b>Term</b>	<b>Homework</b>	<b>Page No.</b>
1a	Vocal	14
1b	Monologue	15
2a	Blood Brothers	16
2b	Johnstone Twins	17
3a	Research and Response	18
3b	Key Stage 3 Reflection	19

## Theatre Roles

You are going to be learning about the important roles within theatre.

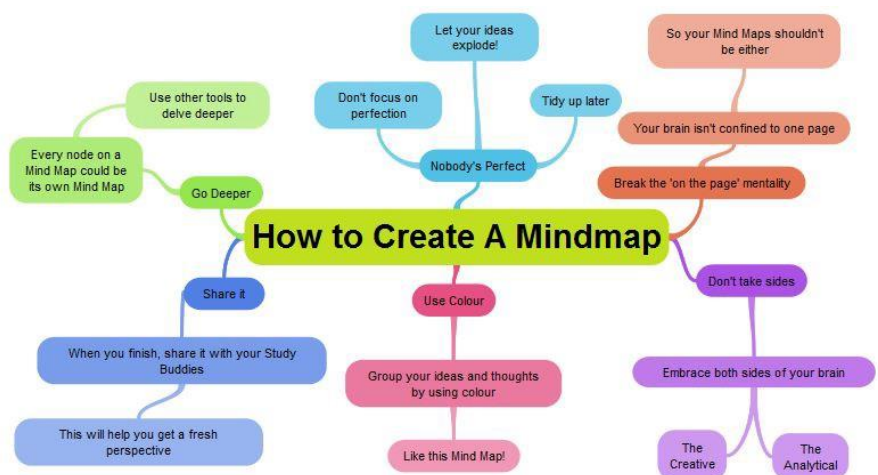
There is more to a production than being a performer. It takes a whole team of people to bring the magic of theatre to life!

**Step 1:** Use the GCSE Bitesize link <https://bbc.in/2Ga2BGX> to research theatre roles.

**Aim High:** Complete wider research into theatre roles using the internet, the library or the knowledge of someone from home.

**Step 2:** Create a Mind Map on 4 of the different roles. The Theatre Roles you can choose from are listed below:

- Director
- Performer
- Sound Designer
- Stage Manager
- Lighting Designer
- Set Designer
- Puppet Designer
- Technician
- Costume Designer



## How do I turn in my work?

- Option 1: Complete your work on a Word Document and turn in on your Google Classroom.
- Option 2: Take a photograph of your work and turn it in on your Google Classroom.
- Option 3: Hand your work into your teacher in class.

## Darkwood Manor

**Step 1:** List all the Stock Characters that have appeared in Darkwood Manor

**Step 2:** Use the grid below to help you. There is also extra help on Google Classroom.

How would you use your **Voice** to play the Hero?

*Remember to explain why you would sound this way – How does your voice show the Heroes personality?*

**Step 3:** Choose one Stock Character and explain how you would use your physicality to play them on stage. *Remember to explain how this would show the characters personality.*

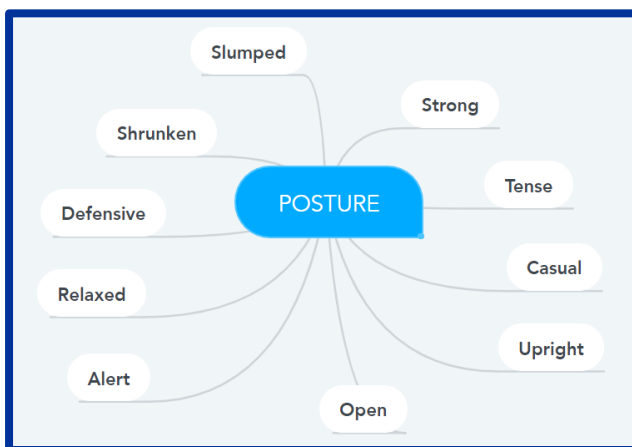
Voice	Physicality
<p><b>Pitch</b> – speaking in a high, low or natural voice.</p> <p><b>Pace</b> – the speed with which your character is speaking.</p> <p><b>Pause</b> – This could suggest how confident your character is when speaking.</p> <p><b>Tone</b> – your tone suggests your characters mood/emotion.</p> <p><b>Volume</b> – This could help show how the character is feeling.</p>	<p><b>Eye Contact</b> – is your character looking directly at others or avoiding eye contact?</p> <p><b>Facial Expressions</b> – using the muscles in your face to show how your character is feeling.</p> <p><b>Posture</b> – how the character is sitting or standing can show how they are feeling.</p> <p><b>Gesture</b>- a movement of your hand or head to show how your character is feeling.</p> <p><b>Gait</b> - how your character walks.</p>

## How do I turn in my work?

- Option 1: Complete your work on a Word Document and turn in on your Google Classroom.
- Option 2: Take a photograph of your work and turn it in on your Google Classroom.
- Option 3: Hand your work into your teacher in class.

## Drama Mediums

- Step 1:** Create a Mind Map of all the **Drama Mediums** we have studied in Drama.
- Step 2:** Choose three **Drama Mediums** and explain their importance in Drama. Remember to focus on how they create meaning.
- Step 3:** Choose either Biame or Bunyip and write how you would use the **Drama Medium of Posture** to show their personality. You need to give two examples of their posture with an explanation.



## How do I turn in my work?

- Option 1: Complete your work on a Word Document and turn in on your Google Classroom.
- Option 2: Take a photograph of your work and turn it in on your Google Classroom.
- Option 3: Hand your work into your teacher in class.

## Voice of Wisdom

Using all your knowledge from lessons you are now going to write your own voice of wisdom script.

**Mary:** (comes in and slams front door) I've had a terrible day at school

**Grandad:** Whatever is the matter?

**Mary:** Science! It was rubbish today, I've been paired with Jane and she is terrible compared with me!

**Grandad:** That's not a very nice thing to say Mary

**Mary:** Well, it's true. I am the cleverest in the class and all she does is ask for help

**Grandad:** That reminds me of a very old story Mary, sit down and I'll tell you all about it... In a land a long time ago lived Biame and Bunyip. Biame was the strongest, the cleverest and the best hunter....

**Flashback**

**Villager 1:** I can't believe how good you are at hunting Biame.

**Villager 2:** I think you are the best in the tribe

**Biame:** I know! No one is as good as me

**Flashforward**

**Grandad:** Does that remind you of anyone Mary?

**Mary:** No... (looks embarrassed and puts her head down)

**Grandad:** Ok, let me continue...

**Flashback**

**Villager 1:** Look over there it's Bunyip (laughs)

**Biame:** I can't believe how weak he is...

**Bunyip:** Can someone help me hunt today...please...my family are hungry (whispering to show fear)

**Step 1:** Write a definition of Voice of Wisdom Narration.

**Step 2:** Write a moral for your performance.

**Step 3:** Write a script using Voice of Wisdom Narration

Use this example script and your knowledge from lessons to help you.

Your script must include:  
Characters names  
Stage Directions  
Flashback/Flashforward

**Aim High:** Find costume and set design ideas for your script.

## How do I turn in my work?

- Option 1: Complete your work on a Word Document and turn in on your Google Classroom.
- Option 2: Take a photograph of your work and turn it in on your Google Classroom.
- Option 3: Hand your work into your teacher in class.

## Staging Types

**Step 1:** Research *Proscenium Arch* staging

- Write three key features of *Proscenium Arch* staging
- Draw and label your *Proscenium Arch* stage

**Step 2:** Research *In the Round* staging

- Write three key features of *In the Round* staging
- Draw and label the *In the Round* stage

The following links will help with your research:

- <https://bbc.in/3mZt62Q>
- <https://bbc.in/2QgjLY>

**Aim High:** Write the advantages and disadvantages for each type of staging for the audience.

**Step 3:** Using your research and your knowledge from lessons complete the quiz on Google Classroom.

## How do I turn in my work?

- Your work must be completed on your Google Classroom. Please email your teacher should you need any help.

## Reflection

Using your Google Classroom complete the End of Year Reflection

Before you begin think back to all your success over the past year

- What do you know now about Drama that you did not know before?
- What are you the most proud of?
- What do you want to improve in year 8?




## How do I turn in my work?

- Your work must be completed on your Google Classroom. Please email your teacher should you need any help.



## Character Creation

**Step 1:** Write down all the facts you recall about Derek Bentley.



**Step 2:** Write down all the thoughts and feelings Derek might have when alone in his prison cell.

**Step 3:** Write down three key memories in Derek's life. These do not have to be real events but from your imagination. What key events/memories have led him to this prison cell?

**Aim High:** How would you use your voice and physicality to play the role of Derek?

## How do I turn in my work?

- Option 1: Complete your work on a Word Document and turn in on your Google Classroom.
- Option 2: Take a photograph of your work and turn it in on your Google Classroom.
- Option 3: Hand your work into your teacher in class.

## Derek Bentley

Using Google Classroom, you will demonstrate your knowledge and understanding of this terms work.

- Step 1:** Complete the questions on Derek Bentley.
- Step 2:** Evaluate your progress this term.
- Step 3:** Demonstrate your knowledge and understanding of the Medium of Voice.
- Step 4:** Demonstrate your knowledge and understanding of the Medium of Movement.

*Use the resources on Google Classroom to help you prepare for the work.*

## How do I turn in my work?

- Your work must be completed on your Google Classroom. Please email your teacher should you need any help.

## Costume Design


Using your character from your Drama lessons you are now develop your understanding of costume design.

- Step 1:** List as many costume keywords as you can think of
- Step 2:** List as many different fabrics/materials as you can think of
- Step 3:** Draw and annotate the costume for your character. You must give clear reasons for your characters costume – how do their garments show their personality and views?

*Here is one I made earlier...*

Kate Landslide would wear a linen suit. Linen is quite an expensive fabric. This would highlight her wealth. I have decided to use the colour grey. I believe this will symbolise her cold and distant personality.

I have decided to use a fur trim on the suit. I believe the fur trade is cruel and I want to highlight Kate's lack of care for the environment. I have also decided to have Kate in crocodile skin shoes to further show her lack of compassion.



I have chosen to accessorise Kate with a gold watch and a pearl necklace. This will further highlight her wealth to the audience.



I have decided to use a silk blouse underneath her suit. Silk is an expensive fabric. The colour blue could also symbolise her cold personality.

The fit of the costume is very tight. I wanted to show her lack of flexibility in her views and also her uptight personality.

## How do I turn in my work?

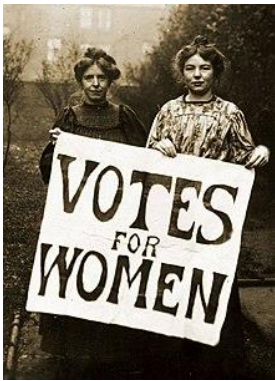
- Option 1: Take a photograph of your work and turn it in on your Google Classroom.
- Option 2: Hand your work into your teacher in class.

## Protest

Using Google Classroom, you will demonstrate your knowledge and understanding of this terms work.

- Step 1:** Complete the questions on the Suffragettes.
- Step 2:** Complete the question on Tiananmen Square.
- Step 3:** Complete the question on Rosa Parks.
- Step 4:** Write a paragraph that explains why a cause is important to you.

*Use the reading materials on Google Classroom to help you prepare for the work.*



## How do I turn in my work?

- Your work must be completed on your Google Classroom. Please email your teacher should you need any help.

## Staging Types

- Step 1:** Research *Traverse* staging.
- Write three key features of *Traverse* staging.
  - Draw and label your *Traverse Arch* stage.

- Step 2:** Research *Thrust* staging.
- Write three key features of *Thrust* staging.
  - Draw and label your *Thrust* stage.

Reading Materials:

- <https://bbc.in/3mZt62Q>
- <https://bbc.in/2QgjLY>

- Step 3:** Write the advantages and disadvantages for each type of staging for the audience.

- Step 4:** Using your research and your knowledge from lessons complete the quiz on Google Classroom.

## How do I turn in my work?

- Your work must be completed on your Google Classroom. You will need to upload a photograph of your work before completing the quiz. Please email your teacher should you need any help.



## Vocal Skills

- Step 1:** Read the different ways you can use your voice using **PIPED BAP**
- **P**itch: high, screechy, shrill, fluctuating, deep
  - **I**ntonation: desperate, explosive, harsh, gentle, pleading
  - **P**ace: rapid, speedy, steady, slow
  - **E**mphasis: on a particular word or syllable
  - **D**ynamics (Volume): powerful, dominating, quiet, soft, hesitant
  - **B**reath Control: breathlessness, whispering, controlled
  - **A**ccent: received pronunciation (upper class), Liverpool, Cockney
  - **P**ause: long pause (Pinter Pause), stuttering

- Step 2:** Use **PIPED BAP** to explain how you would use your voice to communicate a range of emotions when being interviewed for The Dome. You must give three examples with an explanation.

Emotion	<b>PIPED BAP</b>	What is your reason?
Scared	<b>Breath Control</b> – whispering, (so quiet you cannot really hear what is being said).	I would whisper when I first started to answer questions to show how frightened my character is during the interview situation.

## How do I turn in my work?

- Option 1: Complete your work on a Word Document and turn in on your Google Classroom.
- Option 2: Take a photograph of your work and turn it in on your Google Classroom.
- Option 3: Hand your work into your teacher in class.

## Monologue Creation

You are going to give a character a voice so that they can express all their thoughts and feelings about what has been happening and give reasons why they should be given a ticket for the Dome.

**Step 1:** You need to think about what you want the audience to understand about your character. Make a note of this and as you write, keep checking to make sure you are on track.

**Step 2:** Write your monologue and annotate with Drama Mediums.

**THINK**



- How will you use the **Medium** of **voice**: Quickly, hurriedly, gently, forcefully, humorously, kindly and thoughtfully?
- The **Element** of **Dialogue**: 'I've always ...' 'People might think I'm ...' 'I know that if I could ...'
- How might they stand (**posture/stance**) or **move** about the stage: Still? Moving quickly? Jumping about?
- What you want them to reveal: 'I really think that ...' 'The truth is ...' 'From my heart ...'

*Use your knowledge from lessons and the reading materials on Google Classroom.*

## How do I turn in my work?

- Option 1: Complete your work on a Word Document and turn in on your Google Classroom.
- Option 2: Take a photograph of your work and turn it in on your Google Classroom.
- Option 3: Hand your work into your teacher in class.



## Blood Brothers

**Step 1:** Choose one of the following themes we explored during today's lesson:


- Rich and Poor
- Private School and Public School
- Large Family and No Family

**Step 2:** Draw and annotate a Still Image based on your title.

Remember to explain how Drama Mediums will be used to create meaning on stage.

*Here is one I made earlier...*

### Adding your Drama Mediums



**Medium of Facial Expressions** This character is the only one looking at the central man and realising how alone he is. I have also used the **Medium of Costume** here to show her children have rips in their clothes to show their poverty.

**Medium of Posture and Proxemics:** I would have this character with a slumped posture to show he is feeling down about this financial difficulties. I would have him centre stage to show my social comment on how we all need to look after each other.

**Medium of Costume:** This character has lots of designer labels on their clothes. Designer labels are very expensive so this would show she is in the higher wealth bracket

## How do I turn in my work?

- Option 1: Take a photograph of your work and turn it in on your Google Classroom.
- Option 2: Hand your work into your teacher in class.

## So, did Y' here the story of the Johnstone twins?

Using Google Classroom, you will demonstrate your knowledge and understanding of Blood Brothers.

Your homework will focus on the following areas of study:

- Plot
- Key Themes
- Characters Roles
- Key Moments
- Interpreting Characters



*Use the reading materials on Google Classroom to help you prepare for the work.*

## How do I turn in my work?

- Your work must be completed on your Google Classroom. Please email your teacher should you need any help.

## Research and Response



Using the Stimuli of the False Mirror create a mind map on the following areas:

- The facts on the stimuli (background, artist, time period).
- Your initial response – what creative ideas do you have?
- Two ideas for a performance

*Use the reading materials on Google Classroom to help you with your work.*

## How do I turn in my work?

You will need to bring your work into your next Drama class. You will need your ideas to devise with your group.

## Key Stage 3 Reflection

It is time to think back over your time in Drama here at Benjamin Britten.  
You will use Google Classroom to complete this evaluation.

You will need to reflect on how you have improved in the following areas:

- Teamwork
- Devising
- Performing
- Application of Drama mediums
- Analysis and Evaluation

## How do I turn in my work?

- Your work must be completed on your Google Classroom. Please email your teacher should you need any help.